


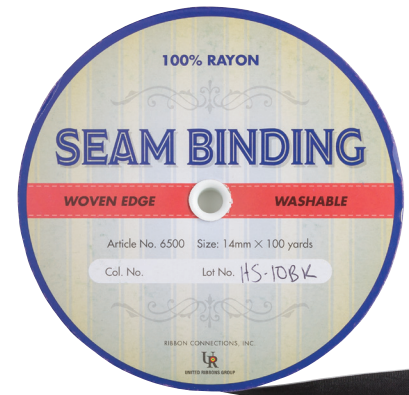


SEAM BINDING




FIRST

Press Up The Hem.



NEXT

Place Seam Binding Over The Raw Edge Of The Hem Allowance And The Right Side Of The Fabric.



THEN

Stitch Along The Edge Of The Ribbon.



NOW


Continue To Stich Past The Beginning, Covering The Raw Edge Of The Ribbon. Trim The Ribbon, Leaving 3" Extra.

Fold Under The Edge Of The Ribbon.



FINISHING UP

Stitch To The Fold And Stitch The Fold Down.



FINAL STEP

Stitch A Blind Hem Using The Edge Of The Ribbon As The Hem Allowance Edge.